



The

Milepost

Volume 45, Number 2 – February 2025

The official newsletter of the Pikes Peak Division

Rocky Mountain Region – National Model Railroad Association.



NEXT MEETING:

Friday, February 14th, 2025, at 7:00 PM

The New Sand Creek Police Station 950 Academy Park Loop

(Northeast of the intersection of Fountain/Academy)

Colorado Springs, Colorado

Calendar of Events

January 10th, 2025 (Friday)

NMRA-PPD monthly meeting

Contest: Show & Tell Program: The Royal Gorge by Postcard

February 14th, 2025 (Friday)

NMRA-PPD monthly meeting

Contest: MOW Program: Travelogue

March 14th, 2025 (Friday)

NMRA-PPD monthly meeting

Contest: Rolling Stock Program: East Broad Top

April 11th, 2025 (Friday)

NMRA-PPD monthly meeting

Contest: Odd Ball Program: Virginia & Truckee, Ore Movement

May 9th, 2025 (Friday)

NMRA-PPD monthly meeting

Contest: Offline Bldg Program: Colorado's Biggest Rail Preservation Tragedy

June 13th, 2025 (Friday)

NMRA-PPD monthly meeting

Contest: Railroad Structure Program: Layout Update

July 11th, 2025 (Friday)

NMRA-PPD monthly meeting

Contest: Rolling Stock Program: Tourist Train Tour

August 8th, 2025 (Friday)

NMRA-PPD monthly meeting

Contest: Diorama Program: Colorado Live Steamers

September 12th, 2025 (Friday)

NMRA-PPD monthly meeting

Contest: Photos Proto Program: The McKeen Motor Car

October 10th, 2025 (Friday)

NMRA-PPD monthly meeting

Contest: Photo Model Program: More Microcontrollers

November 14th, 2025 (Friday)

NMRA-PPD monthly meeting

Contest: Loco Steam/Diesel Program: Vintage HO, Athearn

December 12th, 2025 (Friday)

NMRA-PPD monthly meeting.

Program: Christmas Party!



The Milepost, Volume 45, Number 2, February 2025, is published monthly as an electronic document (Adobe PDF file) by and under the authority of the Pikes Peak Division (Rocky Mountain Region) of the National Model Railroad Association. Our meetings are usually held on the second Friday of each month at the Sand Creek Police Station, 950 Academy Park Loop (northeast of the intersection of Fountain and Academy), in Colorado Springs, Colorado, at 7:00 PM. Please come to one of our meetings. We would love to meet you. All scales are welcome. Besides our monthly meeting, we have swap meets, train shows, and other model railroads (and railroad) activities. Unless otherwise noted, all content in this journal is copyrighted to its respective owner. Please do not use content from this newsletter in other publications, newspapers, magazines, books, websites, etc., without explicit case-by-case permission. The editor of *The Milepost* is Mr. David Bristow. He can be contacted at the e-mail address dave@bristow-family.org. Thank you.

P.P.D Staff Members

OFFICERS

Superintendent:

Mark Fuerstenberger – (719) 491-1291
markf@classichomes.com

Assistant Superintendent:

Elizabeth Maline
eamaline@gmail.com

Secretary:

John Emmot – (719) 380-8421
jemmot@comcast.net

Treasurer (And Door Prizes Chairman):

Tony Pawlicki – (719) 687-2694
tonypaw1650@gmail.com

CHAIRPERSONS

NMRA Achievement Program:

Jack Sousa – (719) 576-7017 jackfrw@pcisys.net
Contest:

Kristin Phillips, and Jack Sousa

NMRA Membership:

Mike Maline
mcmaline2@gmail.com

Milepost Editor:

David Bristow – dave@bristow-family.org

Module Group (HO-Scale):

Mark Fuerstenberger – (719) 491-1291
markf@classichomes.com

Members Aid:

John Emmot – (719) 380-8421
jemmot@comcast.net

Monthly Meeting Programs:

Elizabeth Maline
emaline@gmail.com

Public Relations:

Kristin Phillips – kristin.phillips7099@gmail.com

Swap Meets:

Kristin Phillips – kristin.phillips7099@gmail.com

Webmaster:

[Open]

Next Meeting on Friday, February 14

Our meeting will be at The Sand Creek Police Station, 950 Academy Park Loop (northeast of the intersection of Fountain and Academy), in Colorado Springs, Colorado.

Be sure to occasionally check the Rocky Mountain Region website for the latest events and happenings, as well as the current Callboard:

<https://www.rmr-nmra.org/callboard.htm>

2025 Schedule

- February Phillips/Costa - Travelogue
- March Jack Sousa – East Broad Top
- April Mike Maline – Virginia & Truckee, Ore Movement
- May Ryan Kricker – Colorado’s Biggest Rail Preservation Tragedy
- June Charles Marchbanks – Layout Update
- July David Solly – Tourist Train Tour
- August Chris Thistlewaite – Colorado Live Steamers
- September Elizabeth Maline – The McKeen Motor Car
- October David Bristow – More Microcontrollers
- November Ken Rambo – Vintage HO, Athearn
- December Christmas Party!

Editor’s Thoughts

The history of dioramas can be traced back to the 19th century. The term "diorama" was coined by Louis Daguerre and Charles Marie Bouton, who created a theatrical experience in Paris in 1822. This early form of diorama involved large, painted canvases illuminated in different ways to create the illusion of depth and movement.

While these early dioramas were impressive, they were not the dioramas we are familiar with today. The modern diorama, as we know it, emerged in the late 19th and early 20th centuries, primarily in natural history museums.⁴ These dioramas aimed to recreate realistic nature scenes, showcasing animals in their natural habitats.⁵

- A pioneer in museum exhibits, Carl Akeley created the first habitat dioramas in 1889 for the American Museum of Natural History. His innovative techniques revolutionized the way museums presented animals and their environments.
- Another significant figure, James L. Clark, was instrumental in developing dioramas at the Field Museum in Chicago. He pioneered the use of forced perspective to create immersive and realistic scenes.

Over the years, diorama techniques have evolved. Modern dioramas often combine traditional approaches, such as painting and sculpting, with more advanced technologies, including digital imaging and 3D printing. These advancements allow for greater realism and detail in the creation of dioramas.

Dioramas remain popular today as educational tools, artistic expressions, and historical representations. They can be found in museums, zoos, and other cultural institutions worldwide, and they are a crucial component of model railroading. Dioramas serve several key purposes:

- Allowing model railroaders to create detailed and realistic scenery, including landscapes, towns, and industrial areas. This adds depth and dimension to the layout, making it more visually appealing and immersive. Incorporating lighting and sound effects to enhance the scene’s atmosphere, creating a more engaging experience for viewers.
- Dioramas can be used to create scenes or stories within the larger model railroad layout. For example, a diorama might depict a bustling train station, a quiet countryside scene, or a historic event. Isolating a particular scene, dioramas allow model railroaders to showcase intricate details and craftsmanship that might be overlooked in a larger layout.

- Dioramas provide a controlled environment for photography, allowing model railroaders to experiment with different angles, lighting, and compositions. Dioramas can help create professional-quality photographs that capture the beauty and realism of the model railroad.
- Dioramas can accurately depict historical events, locations, or train operations. They can be valuable educational tools for both model railroaders and the public.
- Dioramas can inspire model railroaders to explore new techniques and ideas, fostering creativity and innovation.

In summary, dioramas are a versatile and essential tool for model railroaders. They enhance model railroads' visual appeal, storytelling potential, and photographic opportunities, making them valuable to any layout.

David

Honoring the Founder of TECO – Roy Thompson

TECO is coordinating a dinner to honor Roy Thompson on Saturday evening, February 22, immediately following the TECO show (around 5:30-ish) in the private dining room of the Golden Coral at 1970 Waynoka Road, *Colorado Springs*, CO 80915 (near Palmer Park and Powers Blvd).

Celebrating Roy Thompson began with a discussion with local historian and friend Mike Walker, an original member of the founding organization of TECO. Mike reminded me that model railroading is at a turning point here in the Springs. Roy closed his store late this summer, leaving Colorado Springs with no brick-and-mortar stores. Roy started TECO way back in 2007, and now we are into 49 shows, which include several outdoor swap meets into this thing called TECO.

There will be a presentation around 6:30 p.m., during which guests will be invited to speak and commemorate Roy Thompson. I know that Roy is very excited about the dinner, as he looks forward to enjoying the company of the many friends he has made throughout his years of model railroading in Colorado Springs.

Dinner is a no-host event. However, RSVPs are requested so that I may give the Golden Coral an approximate head count of guests. Please email tecoshowcommunications@gmail.com or call (915) 491-4819 to leave a message.

Elizabeth Maline
Chairman
Train Expo Colorado

Keepin' it on the Tracks

By Mark Fuerstenberger

TECO Show - February 22 & 23, 2025

We are all working hard and gearing up for the upcoming TECO show. Be sure to let your friends, relatives, and all the people you know come out and attend. This may be the last show, or at least until a new venue can be secured, so you don't want to miss it. Volunteers are always very much appreciated.

TECO Model Train Show (\$11) – Colorado Springs Event Center, Colorado Springs, CO

Saturday 9-5, Sunday 10-3

2025 Rocky Mountain Region Convention – May 15th thru 18th, Durango, CO

This 2025 Regional convention is coming up in mid-May. There will be excursions on the Galloping Goose, The Durango & Silverton Narrow Gauge Railroad, tours of the D&SNGRR yards and the SoundTraxx facility, and local layout visits and clinics. Because of limited excursion seating, early registration is highly encouraged. The website below will take you directly to the registration form.

<https://geoffreykarter.regfox.com/rocky-mountain-region-nmra-2025-convention>

Mark your calendars – 90th NMRA National Convention – July 14th thru 19th, Novi, MI
STATION No. VI - the 90th NMRA National Convention, set to occur on July 14-19, 2025, in Novi, Michigan, USA. See the ad below for more details and the website to register.

**NATIONAL MODEL RAILROAD ASSOCIATION
2025 National Convention**

STATION No. VI

**Hosted by:
the NORTH CENTRAL REGION**

July 14-19, 2025

Open to ALL model railroaders! You do not have to be an NMRA member to attend! **REGISTRATION IS OPEN!!**

Our location – Sheraton Detroit-Novi, MI
A suburban location with FREE parking!



CONVENTION GOALS and HIGHLIGHTS -

Our main objectives are to provide events of value, items attendees will see as worth their money, all at the lowest possible cost. ** We will honor the traditions of past conventions but at lower cost and with greater flexibility. ** This convention will be shorter, starting at 1 PM on Monday and continuing through Saturday afternoon with a banquet Saturday evening. ** Note that registration includes all layout visits and operating sessions, and all activities at the hotel except Modeling with the Masters, and admittance to the National Train Show. ** We will support all the traditional activities of the SIG's. ** The National Contest will be fully supported. The contest will be in a prominent room and will be run by the National Contest team. There will be space for model displays, modular layouts and other functions. Those putting their models on display will have the option of entering the People's Choice Contest. ** We will have several prototype tours which may include a Ford plant tour and a cruise on the Detroit River with an emphasis on the industrial aspects of the waterfront. ** We expect to have at least 90 clinics. The clinics will be varied, and each will be given twice. ** We expect to have at least 60 layouts open for visit. Most layouts will be at least 900 sq. ft. in size running to over 3,000 sq. ft. in one or more cases. All layout visits and op sessions will be self-guided so you may take your time.

<https://nmra2025.com/>

Drawing Prizes Preview

By Tony Pawlicki

“Teaser” preview of some prizes available at the drawing during intermission at the February 2025 Pikes Peak Division NMRA meeting. The idea is to entice more members to our meetings. HEY – feel free. You are encouraged to bring/donate surprise items! The more the merrier! (Wade’s, Mr. Lugg’s, and Alan Hutchins’s donations won’t last forever, folks – in fact, Mr. Lugg’s donations were exhausted with the February 2023 drawing.)

(Some of) The February Meeting Offerings (feel free to contribute more at the meeting; some more of Wade’s freebies will also be available, free to good homes):

GVSR 136065. (Galveston Railroad) HO-scale 50-foot single plug door boxcar. The roundhouse (model die casting) kit is new in the box. Per The Golden West Service Freight Cars Page, the Golden West Service railcars were SP-owned railcars rebuilt, painted into the common scheme, sold to various railroads (often small railroads), and leased back to SP as an accounting gimmick.


- NO end numbers.
- Consolidated Stencils.
- Plate C height.
- No roof walk.

The closest prototype photo, from www.rr-fallenflags.org, is of GVSR 136200 in March of 1994, with an identical paint scheme.



Atlas HO-scale sectional track, in original packaging.

- 6 code 83 nickel silver 9-inch straight sections.
- 6 code 83 nickel silver 18-inch radius curved sections.



Atlas HO-scale snap-track turnouts in original packaging with controllers, wire and screws.

- One brass left-hand code 100 (0.100" rail height) turnout.
- One nickel silver right-hand code 83 (0.083" rail height) turnout.



TECO Tidbits

Full steam ahead! The TECO Winter Model Train Show is shaping into another fantastic event. It will be held at the Colorado Springs Event Center on February 22 and 23, 2025.

Attend daily clinic offerings for beginners to advanced modelers. Three new clinicians will offer how-to clinics on Saturday and Sunday at this show.

- Charlotte Mountz - Trees
- Debbie Hobbs – Woodland Scenics Landscape Kit (this clinic is offered for a fee).
- Mickey Inmon - Decals

Sit in on a presentation with local historians. These presentations will be offered twice per day.

- - Saturday, February 22, Mel McFarland – The Rock Island and Cadillac & Lake City
- - Sunday, February 23, Ken Valles – Ben-Hur Rides the Trains!

As I have written, TECO is entering a transition period as our current venue is far too expensive for TECO to remain there. This turning point coincides with TECO being outpriced by other local venues. I am investigating different venues and schedule options, but as of this writing, we do not have a new location. During my search, I discussed this with the event coordinator at the Douglas County Fairgrounds. We are not the only organization (from Colorado Springs to Denver) struggling to find a reasonably priced venue. Unfortunately, Douglas County Fairgrounds are fully booked for the next year and beyond. TECO has one last glimmer of hope: the CS Event Center could offer to reduce its price for 2026. But sadly, I'm not holding my breath.

If you want to be a vendor, TECO still has room for you; please contact Amber Fuerstenberger for information. Kristin Phillips also seeks volunteers to staff the cashiers and Seek & Find tables.

Please spread the word about the TECO Model Train Show. By sharing the information on the TECO show, you help keep model railroad shows alive and support model railroading in the community. If you are on social media, please like us on Facebook and share the show information.

Elizabeth Maline
Chairman
Train Expo Colorado

MODEL TRAIN SHOW



February 22 & 23, 2025
Sat 9-5 Sun 10-3

Colorado Springs Event Center

\$ 11 per person

Discounts Apply

**Children Under 12,
FREE!**

Hall B
3960 Palmer Park Blvd
Colorado Springs, CO 80909



Info and online ticket sales at www.tecoshow.org


February Wavy Rails

By Joe Costa

Public Service Announcement:
Stay off the Tracks --- Don't End up like Ooey Goey





Tower Arrived for Second "Rescue" Church




His tower is three inches shorter than the other and will not need any trimming. I will add a light through an existing hole in the base. The tower base is slightly smaller than the round hole in the church base, so I will need to slip a square in between. Spray paint will hide the seams even better after I give it a second coat. Like the other church, there will be a door behind the arch and a garden up front.

Once you start looking, it's incredible how many towers are out there, whether kits or preassembled. Dice towers for games are in the lead, as are some kits and files for lasers or 3D printing. Others I have seen are business card dispensers or wine bottle carriers.

Dice Towers Gone Wild





The top view of this tower is very similar to the LASER SVG kit I ordered, though the catch area on the base is different.

All these castle-like towers need to have roofs for layout use. Some towers with stairs often have flat or removable raised roofs.

Typically, they lack roofs and sometimes have stairs, which help randomize the falling dice. I have laser files for the round tower. Dimensions vary between models. The Aztec one was at the Boutique Mall and was on the big side.



Tiniest Tower & Aztec Pyramid (Cool but a little too Exotic)



This tower is so tiny that a multisided dice barely has room to fall through it.

One option would be to have a wild amusement park layout, like Universal Studios, circled by a model train, like the Hogwarts train, passing through Jurassic Park and Medieval Land. Aztec/Alien Land might be too scary for little kids. Back in 1995, Alien Encounter opened in Magic Kingdom, but it was so scary that they shut it down.

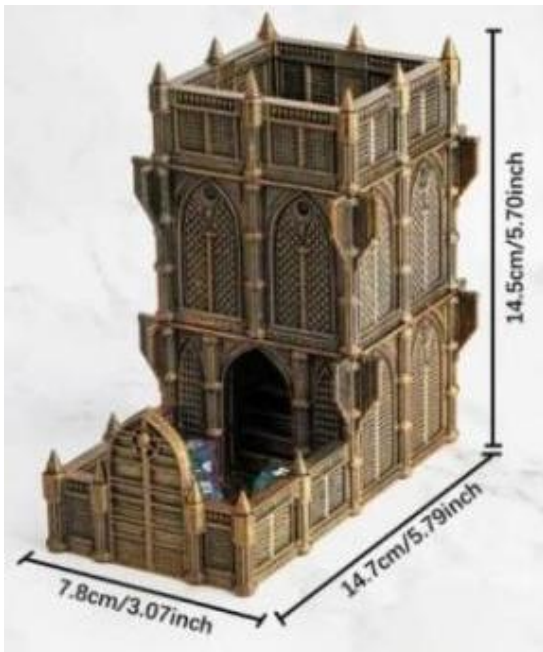

Removable Roof & Courtyard: Water Tower or Lighthouse?



Civic Building, Castle or Cathedral

In an emerging American Republic whose early citizens had to define the national character from scratch, the stately building style, borrowed from classical times, became a perfect mode of

expression. This building style would make more sense in Chicago than Colorado Springs. A cathedral is shown (in non-dice tower mode) — adding a roof to the high tower and covering the courtyard would help. Some have removable roofs.



New Integrated Crossover in Colorado Springs Yard

With a one-piece crossover replacement, the parallel tracks are even closer, and the crossover is even shorter. This way, the yard tracks have uniform spacing, and there is a wider and longer passenger platform. I will cut and install black foam to extend the road crossing across all seven tracks. The Santa Fe-style station above will be replaced first by the Lionel station and ultimately by the Harvey House station.



Starting with Lionel Station in Colorado Springs



The kit came from the FUNDIMENSIONS Division of General Mills Fun Group. It also looks like the Hornby R199 Mainline Station which also looks like a Pola station. What a coincidence.



I should be able to remove the central tower, shorten the building's height, and eliminate most of the gables.

This is reminiscent of the Colorado Springs Harvey House. I have the kit and will assemble it alongside the Colorado Springs Yard (without the central tower). But it has way too many gables.

I should be able to remove the central tower, shortening the building. It is not as deep as the original Harvey House, but that is no problem in my book. Replacing the entire second story and roof is an option.

Similar Disney Main Street Station

Except for the huge central tower, this model looks more like the original Colorado Springs station, especially with two arched wings. I do not have this model. \$300 is a typical price on eBay.



Original Springs Harvey House




Current Catalyst Building --- the Ultimate Goal

The arches remind me of the Castaneda in Las Vegas, New Mexico. The predominant architectural element in the Harvey House was the arches around the building. The side arched areas were enclosed, which is the ultimate goal of the layout.



Layout aligned with Navy Pier & Lighthouse

I always planned to have the Navy Pier with a Ferris wheel in this location on a removable base. The lake area is 4 feet wide and deep at this end. The remaining 8 feet of length, the access corridor is three feet wide. The layout along the wall is only about 18" deep — enough space for the two elevated tracks and the mainline below. The image below has been cleaned up. The Navy Pier points to the lighthouse out at the breakwater. The final scene will end up being compressed. I will add the Ferris wheel. Build Your Own Chicago has a postcard-sized paper model. Kibri has an n-scale model that looks quite like the original, except for the paint job.



Actual Lighthouse



More Reasonable Sized Island Lighthouse Models



This oversized lighthouse is not a Kit but a Full Moon Projector



7 cm / 2.76 in

24 cm / 9.45 in



Solar Garden Lights --- Destined for Deck Railing not Layout



Kidz Crossing at TECO Show

By: Mark Fuerstenberger

If you happened to read my articles in the Dec. 2024 Milepost or in the Jan 2025 Milepost, you're probably starting to notice an underlying theme developing. The theme is that we need to continue getting the younger generation interested and excited about trains. In the December article, I talked a little bit about how we need kids to be able to touch and play with the trains and not just watch from a distance. With that as our goal, Amber and I have been hard at work collecting new trains that we are ready to share with the kids who come to the TECO shows.

I have always focused my train collection efforts on HO scale. However, over the past few months, I have a small railroad in G-Scale trains for kids to operate. We will have a 3-car Colorado & Southern passenger train at the show and a mixed freight Denver & Rio Grande Western train. We will alternate which trains are running and possibly even allow some switching. We have a few extra freight cars, so we will have a few sidings where the cars can be set out or picked up. We also have a G-Scale Eggliner. If you don't know what that is, you'll want to stop by and check it out. It is a super cute little egg-shaped car that is decorated in a "police" theme. So, we'll have kids operating it and possibly picking up a hobo or something along the way.



To make this easy for kids to operate, I have created a control stand that will hold the power pack and have a few switches to control the power to the sidings. It was a half-day project in my garage that was a lot of fun to build. Along with the little control stand, I also built, and Amber painted, some stanchions to keep the kids and public from walking into the trains since they will be set on the ground.



Once the kids have had a turn operating the G-Scale trains, we give them stickers that say, "I drove a train, Kids Crossing Engineer."

I drove a train



KIDZ CROSSING Engineer

For the younger kiddos, we will have a couple of cityscape play mats with roads and towns on them on the floor. On top of the mats, we have wooden magnetic trains that can build tracks, bridges, tunnels, a roundhouse, and more.



Finally, we will set up a table with several different train coloring pages for all ages. We will have crayons and colored pencils for them to use. Hopefully, we will continue to encourage kids to enjoy trains, and we may even grab the attention of their fathers and grandfathers, who have forgotten how much fun they had playing with trains.

Show and Tell: Anything Goes and Free Form

By Tony Pawlicki

This note outlines the rules for the Show And Tell session/contest at the MARCH 2025 Pikes Peak Division NMRA meeting. Rules apply to the (typically) bi-monthly "**salvage and resurrection**" events. The event (sort of a second, less formal contest) was inspired by our late beloved Division Superintendent's notion in his March 2023 Milepost Conductor's Corner column.

This event is being announced a bit over two months in advance (in the MILEPOST just before the February meeting) to give folks enough time to prepare their entries. For March, the salvage and resurrection topic are ANYTHING AT ALL, continuing our effort to get more participation.

Starting with the June 2024 meeting, we now have two parts to the event:

- The **theme-specific** contest/presentation (for March, it is ANYTHING AT ALL).
- NEW FEATURE: **Free form show-and-tell**, on any topic you choose. This feature is being added by popular request - folks have suggested this to our Superintendent.

GENERAL IDEA for the theme-specific part (ANYTHING AT ALL this month):

- Grab an old, failed project you couldn't bring yourself to discard (or a disaster picked up at a train show or store).
- *Plan a fix* (turning it into something good, though not necessarily creating what you originally planned), then *actually fix* it.
- Bring it, display it, and then stand up after the regular model contest and tell us about your adventures.
- ***The show-and-tell aspect is the main thing.*** Given enough entries (3), there'll be a contest aspect, too, but the main goals are having fun salvaging something and entertaining the rest of us with the way you had fun.

THIS SESSION'S THEME: ANYTHING AT ALL, to encourage broader participation.

EXAMPLES:

- An example and the rules were provided in April 2023 Milepost.
- To remind us that the salvage and resurrection project need not be a huge effort, ***the January 2025 Milepost provided an example (SALVAGING INTERNATIONAL HOBBY CORPORATION (IHC) DTI 10175) where just one major change was needed to "save" the model.***
- This was also an example of ***a model that needed saving right out of the box.*** A model doesn't always need saving just due to having lived a rough life post-purchase.

Calendar of Future Train Show Events

Mark your calendars!

- **February 22 & 23, 2025** TECO Model Train Show (\$11) – Colorado Springs Event Center, Colorado Springs, CO Saturday 9-5, Sunday 10-3
- **April 5 & 6, 2025**, Rocky Mountain Train Show Spring Edition, The National Western Complex, Denver, CO



January 2025 Minutes

Secretary, John Emmot

Superintendent Mark Fuerstenberger called the regular monthly meeting to order at 7:00 in the community room of the Sand Creek Police Station. There were 21 members and three-plus guests present. "Dave Ganet and his friend Will Parker want to join the NMRA. Dave's father accompanied them. Core Van Wel also returned after a previous visit. We look forward to their continued participation.

Secretary Report

The minutes of the December meeting were approved as published in the Milepost.

Treasurers Report

Tony had hard copies of the treasurer's report. The statement reflected the interest payment and two recent expenditures. The statement was accepted as presented. John said he had received the renewal for the trailer tag at approximately \$50. Tony will provide credit card info to renew online.

Frank Pareso wanted to thank David Bristow for the time and technical knowledge that he has provided to get his layout repaired and running.

Mark reminded everyone about the NMRA National Convention in Novi, MI on 14-19 July, The Rocky Mountain Region Convention in Durango on 15-18 May, The Rock Mountain Train Show at the

National Western Complex in Denver on 5-6 April and the TECO Show in Colorado Springs on 22-23 February.

Elizabeth discussed the status of TECO. The February 2025 show may be the last at the Colorado Springs Expo Center. We are looking for a new chairperson and alternative venues and formats for the show. TECO could become one winter show per year.

The Pikes Peak Division election for 2025 officers was held in December. All the incumbents were returned to their positions.

Ken Rambo presented a 'Show and Tell' about some Varney diesel locomotives in his late 1940s and 1950s collection. They used a manually changeable variable ratio drive mechanism similar to drill presses. The user could select the speed and pulling power needed for his train.

Tony presented a 'Show and Tell' about his changes to a generic hopper car to install body-mounted couplers.

Contest

There were no entries for the contest.


Program

The program included a slide presentation by Mel McFarland on his collection of post cards about the Royal Gorge. The background information about the cards and the historical facts interspersed in the narrative were comprehensive and informative. Thanks, Mel.

The meeting was adjourned at 8:35.







Pikes Peak "N" Gineers Model Railroad Club

By Mike Peck



CPKC hydrogen locomotive No. 1200 with its dedicated fuel tender No. 10001 recently completes the first coal haul testing in Canada, on Sept. 4-5. CPKC

Could this be the future of diesel-electric locomotives?

Superintendent's Corner

It's February already. We have our first train show of the year, and we leave January with hopes of better weather.

This month, we have the TECO show at the Colorado Springs Event Center, in Hall B. Mike Peck will be our dispatcher for this show. If you are planning to bring modules to the show, be sure to let Mike know at mmp85trainnut@hotmail.com.

He must know how many modules will be on hand to plan the layout. You will get free admission by participating in the show as a PPNG member. Again, let Mike know you are planning to attend. Several layouts will be on display representing most of the model railroading gauges. There will also be activities for kids and adults alike. Several vendors are also expected to be on hand. TECO is a non-profit organization that is made up of local area model railroad clubs, including ours. They are looking for volunteers to help with ticket sales, table setup and teardown, and assistance in other areas. Please contact Kristin Phillips at kristin.phillips7099@gmail.com

Please let her know where you can help. Without volunteers, these shows would not be successful.

January has been brutal as far as the weather is concerned. We had to cancel two Saturdays of operations at the club, including the open house on the 25th. There was a lot of snow and cold temperatures on those days. We decided to have everyone stay home to keep warm and safe. We have postponed the open house to February 1st. So far, the weather is a lot more cooperative. So, please invite your friends and family to see our club.

This is also a friendly reminder to please pay your dues if you have not already done so. Remember, if you pay annually by March, you get a one-month discount. You can mail your check to Chris Dueker, Paymaster at 2560 Oak Hills Dr., Colorado Springs, CO 80919-3475. You can also bring your check to a club meeting or drop it into the donation box at the club.

TECO 46

TECO 46 will be held on February 22 and 23, 2025, at the Colorado Springs Event Center, 3960 Palmer Park Blvd.

Saturday's hours are 8 a.m., with doors open for layout and vendor attendees; doors open to the public at 9 a.m., and the show closes at 5 p.m. Sunday's hours are 9 a.m., with doors open to the public at 10 a.m., and the show closes at 3 p.m., followed by teardown.

Set up for layouts will be on Friday, February 21, starting at 8 am; vendors can get in starting at noon. We will be using our tables again for both layout and sales. If we can get in on Thursday to set up the vendor tables, I will bring in the trailer to unload the tables and modules we have on the trailer and all the sales items. We can set up the layout on Friday starting at 8 am. If these plans change, I will get the word out.

Editor's Notes

There are no January photos of the action in the clubroom. The weather was not a friend of the clubs in January! We had to cancel two Saturdays in a row due to cold, snow, or both.

I'll have to wait until it warms up so that when club members travel around, we can find some more RR murals.

Your 2025 club dues are due! For those of you wanting the one month free, you have till the end of February to pay for the 11 months. You can pay your dues at the board or business meeting, bring them down to the club on a Saturday, or mail them to PPNG c/o Mike Peck, 4970 Iron Horse Trail, Colorado Springs, CO 80917.

The Lighter Rail

By Kristin Phillips

Coffee with a Side of Train Car

Jesse Fox, owner of Train Cars Coffee & Kava, may have Colorado's most unique coffee shop. Three historic train cars make up his coffee shop in Nederland, CO.

In an article in the Gazette Telegraph's Life section on Friday, December 13, 2024, written by Seth Boster with photos by Christian Murdoch, Jesse goes on to add that he had seen these train cars in different conditions over the years and that he realized the more you put into them, the more they give back.

Although Train Cars Coffee & Kava was registered in 2022, the three cars that make up the coffee shop have been around Nederland since the 1970s and are over 100 years old. The caboose car was built in 1910 for the Colorado and Southern Railroad. Its original number was 242. It had eight sleeping bunks for the train's workers, a stove, a coal box, lockers, a desk, and a cooler. It is one of the last cabooses to feature an all-wooden curved ceiling, as later cabooses had flat ceilings. In 1965, it was a victim of the South Platte River flooding, which submerged much of Littleton and Denver, Colorado. Retired from service shortly thereafter, it was taken to the town of Wall Street, Colorado, now a ghost town in Boulder County but once home to the Wall Street Gold Extraction Company. It was later moved to Nederland.



Photo used with permission of Christian Murdoch, Gazette Telegraph



Photo: Christian Murdoch



Photo: Train Cars Coffee & Kava Website

Train Cars Coffee and Kava's website tells the history of the Ollman Pullman car. "It was built for the Colorado and Southern Railroad in 1906 and ran exclusively in the region as car number 544 until its retirement. It was one of the last plush wooden coaches and served as a dining car. Although it started with a wooden undercarriage, it was outfitted with steel in 1922. Its last official ride was the Denver to Louisville route in 1970 when it was retired. The car sat near Highway 36 as part of a larger property for a while and was moved to Nederland in 1975."



Photo: Christian Murdoch

The website also tells the story of The Sells-Floto Circus Car. It was initially a railway post office car circa 1872 used by the Union Pacific Railroad. It traveled on the Union Pacific, Denver, and Gulf Railroad. It is one of the oldest standard gauge cars and was never reconfigured with steel. Sells-Floto acquired the car to replace a car accidentally burnt during repainting. The car then became an advance-advertising car for the circus. It would arrive in towns a few days before the circus, covered with signs promoting Sells-Floto. A narrative written by Pam North tells the story of Jimmy Keith and the car on a plaque near the car. Jimmy, whose family had built railroad cars in the railroad's heyday, found and purchased the Circus Car in Wiggins, Morgan County, Colorado. Much of the original painting on the car's exterior is still intact. Before joining the Ringling Brothers and Barnum and Bailey Circus, the Sells-Floto circus hosted Buffalo Bill's "Wild West Show". The car has original mahogany walls, wallpaper ceilings, and stained-glass windows. The car dates to 1906 and served as a dining car. The plaque outside the car states that "it was one of the last plush wooden coaches." Fox comments in the article, "If you were riding in a Pullman dining car, you had money at that time in history."

From the coffee shop's website: Frederick Bonfils and Harry Tammen, who also owned the Denver Post, owned the Sells-Floto Circus. The name "Floto" came from Otto Floto, who was a sports editor for the Post and whose name inspired Harry Tammen. During 1914 and 1915, the Circus starred "Buffalo" Bill Cody as its main attraction, performing the "re-creations" of the Old West for which he had become so famous. Later stars of the Sells-Floto Circus included Tom Mix and Tony the Wonder Horse. The circus became a part of a group of traveling road shows purchased by the Ringling Brothers group in 1929.



Photo: Christian Murdoch

Photo: Train Cars Coffee & Kava Website



If seeing the unique coffee shop is not enough, the extensive menu of coffee, tea, kava, mini doughnuts, and sandwiches leaves mouths watering. The coffee shop has “world famous” fried mini doughnuts. They are topped with the “works,” powdered sugar, chocolate, caramel, whipped cream, and sprinkles.


Photo: Train Cars Coffee & Kava Website



Thanks to Jesse Fox, owner of Train Cars Coffee & Kava, and Christian Murdoch, Gazette Telegraph Photo Editor, for help with this article. The full article can be found in the Gazette Telegraph Life (D section) on Friday, December 13, 2024. Train Cars Coffee & Kava's website is <https://www.traincarscoffeeandkava.com>.

When the weather permits an excursion to Nederland is on our list. We'll let people know before we go. Let's make it a group outing. All Aboard!





*Do you
like trains
and enjoy
history?*

THEN WE ARE LOOKING FOR YOU!!!

We are recruiting volunteers to help us build a Railroad Heritage Center in Calhan, CO honoring those who operated the Chicago, Rock Island & Pacific Railroad in El Paso and Elbert Counties from 1887-1968.

GET INVOLVED • HAVE FUN • LEARN HISTORY • MEET NEW PEOPLE!

Volunteers wanted regardless of age or skillset. Painters, Electricians, Plumbers, Woodworkers, Writers, Photographers, Researchers etc.
Anyone & Everyone is welcome!

IF INTERESTED, PLEASE CALL 303.961.5929 OR EMAIL denverzephyr64@yahoo.com