



The

Milepost

Volume 44, Number 6 – June 2024

The official newsletter of the Pikes Peak Division
Rocky Mountain Region – National Model Railroad Association.



NEXT MEETING:

Friday, June 14th, 2024, at 7:00 PM
The New Sand Creek Police Station 950 Academy Park Loop
(Northeast of the intersection of Fountain/Academy)
Colorado Springs, Colorado

Calendar of Events

January 12th, 2024 (Friday)

NMRA-PPD monthly meeting

Contest: Show and Tell Program: {to be determined}

February 9th, 2024 (Friday)

NMRA-PPD monthly meeting

Contest: Offline Buildings Program: Lionel – HO Vintage Trains

March 8th, 2024 (Friday)

NMRA-PPD monthly meeting

Contest: MOW Program: Harvey Houses of the Southwest

April 12th, 2024 (Friday)

NMRA-PPD monthly meeting

Contest: Odd Ball Program: The Delagua & Bethua Railway

May 10th, 2024 (Friday)

NMRA-PPD monthly meeting

Contest: Diorama Program: {to be determined}

June 14th, 2024 (Friday)

NMRA-PPD monthly meeting

Contest: Rolling Stock Program: Charles Marchbanks

July 12th, 2024 (Friday)

NMRA-PPD monthly meeting

Contest: Locomotives/Steam Program: Inventory Control Using Cards

August 9th, 2024 (Friday)

NMRA-PPD monthly meeting

Contest: Photos Model/Layout Program: Circus Trains

September 13th, 2024 (Friday)

NMRA-PPD monthly meeting

Contest: Photos Live Program: John Emmot

October 11th, 2024 (Friday)

NMRA-PPD monthly meeting

Contest: Railroad Structure Program: Microcontroller Update

November 8th, 2024 (Friday)


NMRA-PPD monthly meeting

Contest: Locomotives/Diesel Program: {to be determined}

December 13th, 2024 (Friday)

NMRA-PPD monthly meeting.

Program: Xmas Party



The Milepost, Volume 44, Number 6, June 2024, is published monthly, as an electronic document (Adobe PDF file), by, and under the authority of, the Pikes Peak Division (Rocky Mountain Region), of the National Model Railroad Association. Our meetings are usually held on the second Friday of each month at the Sand Creek Police Station, 950 Academy Park Loop (northeast of the intersection of Fountain and Academy), in Colorado Springs, Colorado, at 7:00 PM. Please come to one of our meetings. We would love to meet you. All

scales are welcome. Besides our monthly meeting, we have swap meets, train shows, and other model railroads (and railroad) activities. All content in this journal is copyrighted to its respective owner unless otherwise noted. Please do not use content from this newsletter in other publications, newspapers, magazines, books, websites, etc., without explicit case-by-case permission. The editor of *The Milepost* is Mr. David Bristow. He can be contacted at the e-mail address: dave@bristow-family.org Thank you.

P.P.D Staff Members

OFFICERS

Superintendent:

Mark Fuerstenberger – (719) 491-1291
markf@classichomes.com

Assistant Superintendent:

Elizabeth Maline
emaline@gmail.com

Secretary:

John Emmot – (719) 380-8421
jemmot@comcast.net

Treasurer (And Door Prizes Chairman):

Tony Pawlicki – (719) 687-2694
tonypaw1650@gmail.com

CHAIRPERSONS

NMRA Achievement Program:

Jack Sousa – (719) 576-7017 jackfrw@pcisys.net

Contest:

Kristin Phillips, and Jack Sousa

NMRA Membership:

Mike Maline

Milepost Editor:

David Bristow – dave@bristow-family.org

Module Group (HO-Scale):

Mark Fuerstenberger – (719) 491-1291
markf@classichomes.com

Members Aid:

John Emmot – (719) 380-8421
jemmot@comcast.net

Monthly Meeting Programs:

Elizabeth Maline
emaline@gmail.com

Public Relations:

Kristin Phillips – kristin.phillips7099@gmail.com

Swap Meets:

Kristin Phillips – kristin.phillips7099@gmail.com

Webmaster:

[Open]

Next Meeting on Friday, June 14

Our meeting will be held at: The Sand Creek Police Station, 950 Academy Park Loop (northeast of the intersection of Fountain and Academy), in Colorado Springs, Colorado.

Be sure to check out the Rocky Mountain NMRA Callboard:

<https://www.rmr-nmra.org/callboard.htm>

2024 Schedule

- Jun. 14th Charles Marchbanks TBD
- Jul. 12th Andy Buco Inventory Control Using Cards
- Aug. 9th Mark Fuerstenberger Circus Trains
- Sept. 13th John Emmot TBD
- Oct. 11th David Bristow Microcontroller Update
- Nov. 8th TBD
- Dec. 13th Christmas Party
-

Editor's Thoughts

If you haven't realized it yet, I'm a techy nut! After examining DIY DCC systems for some time this month, I've decided to tackle DCC-EX.

DCC-EX is an open-source software system designed to control model railroads using a Digital Command Control (DCC) protocol. It allows hobbyists to build their command stations using readily available Arduino boards and other electronic components. Here's a breakdown of its key features:

- The software is freely available and allows for customization and modification based on individual needs.
- Instead of using expensive commercial DCC command stations, DCC-EX empowers users to create their own using Arduino boards and other hardware components, making it a more cost-effective solution.
- It supports most of the NMRA DCC standards, enabling control of locomotives, accessories, and other DCC-equipped elements on your model railroad layout.
- Key functionalities include:
 - Control of multiple locomotives simultaneously.
 - Activation of various function buttons (F0-F28 and F29-F68) on locomotives for sound, lights, and other features.
 - Control of accessory decoders for operating turnouts, signals, and other layout elements.
 - Programming functionality for configuring locomotives and accessories (both on the main track and a dedicated programming track).
- While it involves building your hardware, DCC-EX is known for being user-friendly with readily available documentation and resources. There are online communities and tutorials to help users get started and troubleshoot any issues.
- It works with various third-party hardware components like motor shields, WiFi shields, and software applications like JMRI, Engine Driver, wiThrottle, and Rocrail, offering flexibility in building your control system.

Overall, DCC-EX is popular for model railroad enthusiasts who want a cost-effective and customizable DCC control system for their layouts. It offers a good balance between affordability, functionality, and DIY spirit.

You can learn more about DCC-EX from the official website: <https://dcc-ex.com/>

DCC-EX caters to a wide range of model railroad enthusiasts, but we can categorize them into three general groups based on their experience level and interests:

- **Beginners (Conductor Level):**
 - This group is new to DCC and might be building their first layout.
 - They are likely looking for an affordable and user-friendly way to control their trains.

- DCC-EX's focus on DIY and readily available resources makes it a good fit for beginners who want to learn the basics of DCC and get their trains running without a significant upfront investment in commercial command stations.
- Online tutorials, communities, and the open-source nature of DCC-EX provide valuable support for beginners as they troubleshoot issues and expand their knowledge.
- **Intermediate Hobbyists (Tinkerer Level):**
 - This group has some experience with DCC and might have a more complex layout with various locomotives, accessories, and features.
 - They appreciate the flexibility and customization options offered by DCC-EX.
 - DCC-EX allows them to control multiple locomotives simultaneously, activate various function buttons on locomotives for sound, lights, and other features, and operate accessory decoders for turnouts, signals, and other elements.
 - The ability to program locomotives and accessories on both the main track and a dedicated programming track is another benefit for intermediate users who want finer control over their layout.
- **Advanced Hobbyists (Engineer Level):**
 - This group has extensive experience with DCC and likely has a sophisticated layout with advanced features and automation.
 - They might be interested in integrating DCC-EX with other software applications like JMRI, Engine Driver, wiThrottle, or Rocrail to create a more comprehensive control system.
 - DCC-EX's compatibility with various third-party hardware components like motor shields, WiFi shields, and software applications provides the flexibility advanced users need to build their desired control system.
 - While DCC-EX might not offer all the functionalities of high-end commercial systems, its customizability and potential for integration make it an attractive option for advanced hobbyists who want to create a unique and powerful control system for their layouts.
 - In summary, DCC-EX caters to a range of hobbyists from beginners to advanced users by offering an affordable, user-friendly, and customizable DCC control solution. Its scalability and compatibility with various components make it a versatile choice for model railroad enthusiasts of all experience levels.

David

[Keepin' it on the Tracks](#)

By Mark Fuerstenberger

RMR Convention – Salt Lake City, UT

The Rocky Mountain Region Golden Spike Limited 2024 Convention in Salt Lake City, Utah is from June 5th through 8th. The event is planned with a ride on the Heber Valley Railroad, on June 5th. Throughout the convention, several home layout tours are available, along with modeling contests, clinics, and a train show. The show is being held at Stadler Rail facility where they manufacture "Light-Rail" type train cars.

Listed below is the registration link:

<https://geoffreykarter.regfox.com/2024-rocky-mountain-region-convention>

Final Results - 2024 RMR Elections

The elections are over and now it's time to offer Congratulations or Condolences to those elected.

Elected Officials: Term of Office: 2024 - 2026

- RMR - President: Gary Myers - garymyers06@comcast.net
- RMR - Vice President: Blaine Holbrook - bholbro1466@earthlink.net
- RMR - Secretary: Mark Fuerstenberger - markf@classichomes.com
- RMR - Treasurer: Denny Krausman, MMR - dkkrausman@gmail.com

Elected Board of Directors: Term of Office: 2024 - 2026

- RMR – Board of Director 2024 – 2026 – Al Hovey - AlHovey@comcast.net
- RMR – Board of Director 2024 – 2026 – Kristin Phillips - kristin.phillips7099@gmail.com
- RMR – Board of Director 2024 – 2026 – Melinda Watson - fritzwatson1@msn.com

Elected Board of Directors: Term of Office

- RMR – Board of Director 2023 – 2025 – Joe Lemmo - jlemmo28@gmail.com
- RMR – Board of Director 2024 – 2025 – Martin Pirnat - martin.pirnat@gmail.com
- RMR – Board of Director 2024 – 2025 – Larry Carter - larry_carter2@yahoo.com

The last 2 Board of Directors (Martin Pirnat & Larry Carter) were both elected to a 1-year term, as Mark Fuerstenberger & Blaine Holbrook vacated those positions to accept elected positions as Secretary & Vice President respectively.

PPD Trip to Leadville

The Pikes Peak Division trip to go ride the Leadville Railroad train on Tuesday, July 9th at 10:00am has been booked and paid for by Amber Fuerstenberger. Those that are attending, please pay Amber for your tickets. The cost is **\$59.55** per ticket after taxes and fees. We currently have 19 people signed up to go on this trip. If you would like to still join us, let Amber know as there are still seats available on the train. We will simply need to buy additional tickets. At the upcoming June meeting, we will discuss car-pooling based upon who is going.

NMRA National Convention – Long Beach, CA

The Surfliner 2024 NMRA National Convention in Long Beach, California is coming up August 4th - 11th. It will be held at The Westin Long Beach, located at 333 East Ocean Blvd., Long Beach, CA. For more information and registration, go to: <https://surfliner2024.org/>

PPD Summer Picnic

The Pikes Peak Division is hoping to have our yearly picnic at the Trolley Museum located at Fillmore & I-25 on August 10th, 2024. Details are still being worked out, but save the date as it appears that is when we are looking to have it.

Union Pacific Big Boy #4014 – West Bound Tour

It isn't often that we get to see large steam locomotives anymore, so be sure to check out Union Pacific's West Bound Tour coming up in June & July. Union Pacific's legendary Big Boy #4014, the world's largest operating steam locomotive, will make 19 whistle-stops in five states this summer during its 2024 Westward Bound Tour from Wyoming to California. In addition, this mighty steam locomotive will be on public display for two days each in Roseville, California, July 12-13, and Ogden, Utah, July 20-21.

Big Boy will leave its home base in Cheyenne, Wyoming, on June 30, traveling across Wyoming, Utah, Nevada, California, and Idaho during July. Display days in Roseville and Ogden offer an up-close look at the 1.1-million-pound marvel along with the "Experience" rail car, a captivating walk-through exhibition that provides a unique glimpse into the rich history of railroading.

Drawing Prizes Preview

By Tony Pawlicki

"Teaser" preview of *some* prizes available at the drawing during intermission at the June 2024 Pikes Peak Division NMRA meeting. The idea is to entice more members to our meetings. **HEY – feel free - encouraged, even - to bring/donate surprise items! The more the merrier! (Wade's and Mr. Lugg's and Alan Hutchins's donations won't last forever, folks – in fact, Mr. Lugg's donations were exhausted with the February 2023 drawing.)**

(SOME OF) THE JUNE MEETING OFFERINGS (feel free to contribute more at the meeting; some more of Wade's freebies will also be available, free to good homes):

GTW 516891. Grand Trunk Western HO scale 40-foot steel boxcar. Accurail. Gift of Alan Hutchins.

- Kadee metal wheelsets.
- Knuckle couplers.
- NO modern markings (no ACI plate, no Consolidated Stencils, no U1 wheel stickers)



C&IM 8103. Chicago and Illinois Midland HO scale Mather 40-foot boxcar, wood-sided. Life Like Proto 2000 model, new in box. Gift of Alan Hutchins.

- Metal wheelsets.
- Knuckle couplers.
- Individual (not molded-in) grab irons and ladder rungs.
- NO modern markings (no ACI plate, no Consolidated Stencils, no U1 wheel stickers)



UP 3273. Union Pacific HO scale class CA-1 wood-sided caboose. Walthers "Ready to Run" model (sort-of false advertising in my opinion, as grab irons and end ladders need to be installed; technically it will run without those being installed, so lawyers could defend the "Ready to Run" terminology, no doubt). New in box. Gift of Alan Hutchins.

- Knuckle couplers.
- Plastic wheels on metal axles.
- Wood siding.
- Very old truck style.



Meetings & Attendance

By Mark Fuerstenberger

How do we get more of our “active” members to be engaged as well as show up to meetings and events??

Suggestions anyone?

Last month the spring meeting for the Rocky Mountain Region of the NMRA was held. As Superintendent of the Pikes Peak Division, during that meeting, I had to present a little bit about what our club has been up to over the past year, as well as statistics on our membership, treasury, and participation within our division. Well according to the data we have around 78 “active” NMRA Memberships. Each time I see current membership numbers it comes as a little bit of a shock to me. That is because our monthly meetings usually have the same 15-20 people attend, and our events are about the same.

But let’s talk for a minute about the term “active”. In some cases, these are members that simply pay their yearly dues to NMRA, and thus they are counted as active. However, when I think of our “active” members I think about the people who show up to our meetings, help at train shows, attend our yearly picnic, do presentations, and show up at our yearly Christmas party for food, gifts, and stories.

Now let me be clear here, I’m not trying to upset the members that haven’t been around, and I’m not trying to say that the members that show up to meetings are any better. But what I am trying to do is reach out and encourage all our members to show up again and see for themselves if it’s worth attending these meetings and events. I believe that the answer is Yes, but if you show up and for any reason you are disappointed in the event, presentation, picnic, or meeting, I want to know why! And I want to change it for you so that all our members look forward to our events and truly want to show up.

What about the date, time, & location? There has been some discussion that our standing meeting time of the 2nd Friday of each month at 7 pm at the Sand Creek Police station doesn’t work for some members. Well, here is your chance to let us know that. We want to ask everyone, and then determine if there is a better day, time, or location that would accommodate more of our membership. Let us know what the reasons are you can’t attend. Is it driving at night, it’s too far for you to drive, you are too tired on a Friday night after a long week of work, or maybe you’re always traveling and leaving town on Friday night for the weekend?

Or maybe after all the questions, we find out that we have the best date, time & place possible.

And if you are the type that simply wants to sit on the sidelines and not participate, well we would like to know why that is as well.

Other clubs within our region charge monthly club dues, so for anyone who doesn't know, we do not.

We will send out a simple survey in the coming weeks to your email that you will be able to click on and answer a few questions to voice your opinion. Also, please feel free to email me directly with any comments or suggestions that you have or want to share. markf@classichomes.com

Show and Tell: Boxcars and New Free-form

By Tony Pawlicki

This note lays out the rules for the bi-monthly Show And Tell session/contest at the JUNE 2024 Pikes Peak Division NMRA meeting. These rules apply to the bi-monthly "**salvage and resurrection**" events. This event was originally announced a bit over a month in advance to give entrants enough time to prepare their entries. The event (sort of a second contest) was inspired by our late beloved Division Superintendent's notion in his March 2023 Milepost Conductor's Corner column.

New Feature: Starting with this (June) meeting, we have two parts to the event:

- The theme-specific contest/presentation (this month it is boxcars).
- New Feature: **Free-form show-and-tell**, on any topic you choose. This feature is being added by popular request -folks have been suggesting this to our Superintendent.

You have had five weeks to get ready, so I'm hoping for a big turnout!

General Idea for the theme-specific part (boxcars this month):

- Grab an old, failed project you couldn't bring yourself to discard (or a disaster picked up at a train show or store).
- *Plan a fix* (turning it into something good, though not necessarily creating what you originally planned), then *actually fix* it.
- Bring it, display it, then after regular model contest, stand up and tell us about your adventures.
- **The show-and-tell aspect is the main thing.** If there are enough entries (three), there will be a contest aspect as well, but the main goal is to have fun salvaging something and entertaining the rest of us with the way you had fun.

Example: An example and the rules were provided in the April 2023 Milepost.

This Session's Theme: Boxcars:

- old ones and new ones (both as regards construction and as regards markings)
- sizes: long or short, Plate B or excess height
- side doors: plug, sliding, plug-and-sliding ("combination door"), roll-up (yes, there were a few, though they never became popular); 1, 2, or 4 doors to a side
- end doors: large (for autoloading), small (for "stick" lumber loading – in the old days when labor was cheap)
- roof walks or not
- high or short-end ladders and brake wheels
- body-mounted or truck-mounted brake cylinders
- others I've not thought of.

Calendar of Future Train Show Events

Mark your calendars!

- **June 29 & 30**, Sherman Hill Train Show (\$10) - 3801 Archer Parkway Cheyenne, WY
- Saturday 9-5, Sunday 10-3
- **July 27**, Lawrence Kansas Model Train Show (\$8) – Double Tree 200 McDonald Dr Lawrence, KS
- Auction - Friday, July 26, 6:30 – 10 pm Saturday 10-3
- **August 3 & 4**, RMTS Big Boy Days at the Forney Museum, Denver, CO
- **August 4 – 11**, NMRA National Convention, Long Beach, CA <https://surfliner2024.org/>
- **September** (TBD) YMR – Westside Global Methodist Church 1927 Henderson Ave, Colorado Springs, CO
- **September 21** Colorado Rail Proto Meet (\$20) 715 10th St, Greeley, CO www.corpm.org

- **September 21 & 22**, Rails in the Rockies (\$10) – Estes Park Event Center, Estes Park, CO Saturday 10-5, Sunday 9-4
- **November 2 & 3**, TECO Model Train Show (\$11) – Colorado Springs Event Center, Colorado Springs, CO Saturday 9-5, Sunday 10-3
- **November 23 & 24**, Rails Along the Rio Grande (\$10) – Balloon Fiesta Park, Albuquerque, NM Saturday 19-5, Sunday 9-4
- **November 30 & December 1**, Rocky Mountain Train Show Holiday Edition, The Ranch Event Center, Loveland, CO
- **December 14 & 15**, BMRC Rocks and Rails – Boulder County Fairgrounds, Longmont, CO
- **February 22 & 23**, 2025 TECO Model Train Show (\$11) – Colorado Springs Event Center, Colorado Springs, CO Saturday 9-5, Sunday 10-3
- **April 5 & 6, 2025**, Rocky Mountain Train Show Spring Edition, The National Western Complex, Denver, CO



Save the Date!
for the Joint Picnic
Pikes Peak NMRA Division
and
Colorado Midland Chapter
NRHS

Date: Saturday - August 9, 2024

Time: 11 am - 2 pm

Place: The Trolley Museum
2333 Steel Drive
Colorado Springs, CO

Plan to bring a dessert or side dish

June Wavy Rails

By Joe Costa

This amusement park "train" in Germany is called "Colorado." It has some wavy rails.



Road Trip Planned on the Way to National

Going to visit a few tourist trains on the way to the August NMRA convention in Long Beach. The order is subject to change.

The Virginia and Truckee in Nevada:



The Sacramento Southern:



The Napa Valley Wine train:



The Coastal Redwoods train:



The Santa Cruz Beach train:



The Yosemite Sugar Pine Railroad:



Alaska Railroad Gold Leaf Service

<https://www.youtube.com/watch?v=kIJoUNP2-v4>

Jeb Brooks is a Youtuber who loves riding passenger trains and first-class passenger planes all over the world. He has been on the Rocky Mountaineer, Via, the Alaska Railroad Gold Leaf Service and Amtrak, etc., etc.

Model Railroad at the Fairbanks Railroad Station.

<https://www.youtube.com/watch?v=updkZELjJvk>


The Tanana Valley layout is open between 7:00 and 8 AM during the tourist season (right before the southbound Denali Star heads out).




Not so Secret Rancho de Taos Module Update

I have been working on a module that is a fusion of Rancho de Taos and Taos based on an alternate reality where the Denver and Rio Grande actually went to Taos. The buildings are from laser kits. One exception is the Rancho de Taos church which started off as a 3D structure. Once brought in to a meeting for show and tell. It is being modified to have a removable roof and lighted interior. Other buildings were kits and some freelanced or modified.

Here are some 3D printed pews and other furniture that may be added under the removable roof. I ordered two sets with a total of four short and four long benches mounted on a removable floor. I suspect I will cut the long benches in half, paint them and mount mirrors on the side walls to enhance the view.





Missing in Action Church with Next of Kin

This church is an internet "orphan" by Sarissa. It was supposed to be 28mm scale and released several years ago. Except for the missing tower, I ordered this 1/72 scale church from eBay which is identical. It has the "Fisherman" brand. Assembled, waiting for Spanish tile roof and façade and painting.



Partially Assembled, Unpainted Sarissa Church Online

The tower just seems oversized and uninspiring compared to the original. But I have found and ordered a substitute.



Some Disassembly & Reassembly was Required (OOPS)



After assembling the church but before painting or adding the Spanish tile, I noticed a picture on the website that the church doors open inward and the hinge piece is INSIDE the church. I needed to take off the roof to paint and install the doors. I HATE when that happens. The floor provides needed stability to the kit.

I may also slip some LED strips into the church.

Size wise, it is definitely a more impressive building.

By accident, I double ordered the Fisherman kit and made a longer more realistic looking church. Painting, roof tiling and adding a cross on top comes next followed by the white accent trim upfront. I have no plans to add the tower or build another church with a tower.

The Two Lengthened Churches for the Module:



The original kit had only three windows. We replaced and lengthened the sides to have five windows. Still, it is a small building, and the front was plain jane. It needs a little more work. I used the extra Fisherman front to update the entrance of original Sarissa church. I need to install a bell.

They will be joining San Francisco de Asis.

Collage of Assembled Church Kits



Two adjacent bookcases are crowned by these church kits. OK, the building with two arches near the left is a train station and there are two houses surrounding a church on the right end. A couple small churches are n-scale. Some buildings will end up on the downstairs layout.

Splicing together two photos creates some distortions.

Full Railroad Trail between Boulder City, Hoover Dam reopens

by Matthew Seeman | Wed, September 25th 2019 at 6:35 AM

Updated Wed, September 25th 2019 at 8:44 AM



The full Historic Railroad Trail has reopened, though containers have been placed in the second and third tunnels to protect people from falling rocks. (Photo: National Park Service)

Last time we were in the area, access inside the dam was restricted because of high temperatures though we did visit the nearby Southern Nevada Railroad Museum. We might try a visit on our way back from the Long Beach NMRA Convention before doing the spreadeagle thing at Four Corners.

Alaska Containers

Notice how they employed the protective container thing to protect hikers. You may recall up in Skagway, Alaska they set up containers next to the large ship pier.

Those containers got pretty beat up by the rock slides:




Our smaller ship docked in a farther away and safer area.

RECYCLED BOXCARS

Multiple BCRAIL boxcars from the past were in our Skagway terminal building on our cruise. We were in a very safe area. Back in the day, coastal towns isolated from the interior were often connected by railcar ferries. As industries shut down, rail cars were orphaned and repurposed.





May 2024 Minutes

Secretary, John Emmot

The regular monthly meeting was called to order by Superintendent, Mark Fuerstenberger at 7:05 in the community room of the Sand Creek Police Station. There were 19 members present and one visitor, August Bont from the Rocky Mountaineer.

Secretary Report

The minutes of the April meeting were approved as published in the Milepost.

Treasurers Report

Tony had hardcopies of the treasurer report. The statement reflected the payment from TECO for the January show. The statement was accepted as presented.

Announcements

Mark said the RMR elections were complete, but the results would not be announced until the May 21st board meeting.

Kristin and Joe discussed their recent visit with Operation Life Saver to the Pueblo test track and crash site simulator. They were hopeful that we might get a presentation from them for a future PPD meeting.

Elizabeth reported on the Pikes Peak Makes event on April 27 at the C21 library. The creative capabilities of the library were showcased. PikeMasters had a small module layout, the Division switching puzzle and examples of cars and modelling. TECO had an information table and made many more people aware the model railroad community in Colorado Springs.

Mark and Amber asked for confirmation of intent to attend the Division trip to the Leadville train on July 9th so they could procure tickets. They hope to arrange carpools for the group to travel over. The ride begins at 10 AM. The coach price for the ride is \$57.

They called attention to the Rocky Mountain Region Convention in Salt Lake City on June 5-8. See the Callboard on the region website for reservations and agenda.

Elizabeth also discussed the November 2-3 TECO show. She is seeking volunteers to help with the event.

The 'summer' picnic was raised. John noted that the local NRHS chapter would like to join us and suggested the Trolley barn as a venue. The Division felt that was a good idea and asked if it could be scheduled for a date in August. John was asked to get information and coordinate with the Trolley Barn.

The program agenda was rearranged for July and August with Andy agreeing to present in July and Mark taking August.

Mark resurfaced the question if the PPD might like to consider an alternative meeting schedule with the objective of increasing attendance at regular meetings. He plans to present the question to all of the PPD members in the next Milepost and ask for input.

Program

After a 15-minute refreshment break, August Bont gave a presentation on the operations of the Rocky Mountaineer in Canada and Colorado. They provide daylight only service on their routes with no sleeping accommodation on board. He noted the different cars in service in the respective routes. Each passenger car will seat up to 56 customers and has its own kitchen and observation platform. The trains average 30 miles per hour for a leisurely trip. The Canadian cars are 3 inches too high to be allowed through the Moffat Tunnel. He also outlined the itinerary for the October trip.


Drawing


The door prize drawing was held.

Contest

There were no entries for the Diorama model contest.

The business meeting was adjourned at 8:30.





Notes from The Siding

By John Emmot

I sent the minutes to Dave early this month and now it's past time for notes. Oh well, getting old is hell.

It's been an interesting month. We had a workday in Calhan on June 1. At least one of us showed up. A reporter was there and after he got his story from Jim, he helped me install two new windows in the steel caboose. At least they don't have cracks in them. Need a locking strip in the gasket to be a little more solid, but they will keep the rain out. Still must do the bay windows and two windows on the other end. The reporter was enthusiastic and would try to get some labor to help with the project. We'll see how that goes. Plenty of work yet to do. Hoping that next time we can start to clean the soffit material so it can be reinstalled. We need to get a good bit ready to be put back so that we can make enough progress to justify removing the plastic net that keeps the pigeons out. We will have to recover any remaining openings when we quit. I have also been working on the folding gate for the end of the passenger car. Several of the bars were bent. I removed the rivets and straightened the bars. Now the cuts must be welded and filed to size and then reassembled. Still some work to do there.

I have laser-cut the walls for the Tabernash engine house for Dave's layout in Granby. Slow but progress. I sent a DCC mallet to Dave to run on the layout when Mike Peck visited this weekend. Dave was happy.



I was surprised to learn that Roy is closing the Train store. He tells me the end of August. So if there is anything you really want, it's time to make sure you get it. I can understand that it is getting too hard to stay in business. I am having enough trouble keeping up with what I want to do.

The PPD picnic is scheduled for August 9 at the Trolley Museum. See note elsewhere in this issue. Guess I'm running down already. Probably remember the huge topic I missed after I sent it, but... Hope to see lots of folks 'round the roundhouse.



Pikes Peak "N" Gineers Model Railroad Club

By Mike Peck



Busy day at club room.

Superintendent's Corner

June is here! Can we still expect SNOW? You betch ya, this is Colorado. Hopefully the weather will cooperate this month and not drown out the weekend run sessions. The club is also looking at having at least one weekend each month where we extend the run session from 11am to 3pm. The club is working on a plan to let affiliate and non-members run trains on the layout, more details will appear on the subject once plans have been finalized.

We are working on getting a TV and DVD/VHS player installed in the club room so we can watch the how-to videos that were given to the club, or just watch a train movie. Will have more on this project when we have completed it.

Moffat Museum

The club field trip to the Moffat Museum will be on Saturday June 8th. Those that plan to go on this field trip, meet up at the Monument Park & Ride at 8am and we'll carpool from there. Let's take lots of pictures of our trip.

Sherman Hill Train Show

The Sherman Hill show will be the weekend of June 29 & 30th. Those that are attending can leave on Friday so you can arrive around 1pm to set up. We will have three sales tables and four layout tables for this show.

Rocky Mountain Pace Set Up

We arrived at 8am and got all our equipment into the event room. As we were setting up I realized I had forgotten to pack the Endcaps! After a quick trip back home, we finished setting up and were running trains by 9:45am. I turned on the power and everything worked, no shorts, first time ever.



Finishing up set up by John Grier.




Trains are running by Chris Dueker.

Two of the tables were a little narrow but we made them work, just couldn't adjust the level on the front levelers, as the saying goes "if it ain't broke don't fix it".

One of our guests told us that her dad worked at the Midland Terminal round house, so she got to see them turn locomotives on the turntable.

Trailer Update

Steve has almost completed the work on the trailer. Just need to get the power supply in there and install the tie-downs for it.



As you can see, Steve has a nice clean arrangement for the trailer. We have five 30"X8' tables on each side in special racks that will roll out when needed. The shelf on the left side will hold all the club-owned T-TRAK modules used for any set up. The shelves on the right can be used to haul member's T-TRAK modules. In the back where the spare tire is we plan to place the power supply. There will be room on the floor to haul any additional T-TRAK modules needed. Now the hard part, finding a place to store the trailer.

Other Railroad News

I for one am a big fan of the COMO project. The DSP&P Historical Society has been doing a great job of bringing COMO back to life, one project after another. The Society has been working on the roundhouse for years and one can see all the progress going on there. Then the Como depot was restored and made into a museum. Now the Como hotel has been purchased for the Society to restore and possibly open for business.

Saturday, August 17th

9-4 - BOREAS PASS RAILROAD DAY IN COMO



If you haven't visited Como, you should as it is well worth it.

John Grier found the below article about front range passenger service. This proposal has been batted around for years and it looks like something may happen. The big question is, will it be in our lifetime? With the reduction of coal loads on the main it may be possible for this to happen. Let's get into our HURRY UP and Waite mode and see what happens.

The State of Colorado in the US has moved a step closer to bringing the major Front Range Passenger Rail project to life by taking advantage of federal funding with the passing of congestion fee legislation by a key committee.

The latest version of the SB24-184 bill was passed by the state's House Transportation, Housing & Local Government Committee in an 8-3 vote and would introduce a congestion impact fee on rental cars to fund the matched investment needed at a local level to access federal funds such as those funded by the bipartisan infrastructure law.

Colorado Railroad Museum Trip

Turnout for this trip was dismal as only three club members attended. I was supposed to go but came down with a sinus headache, which was not fun. Anyway, I did receive some photos from Terry Kift.



I don't remember these from past visits except the Coo's reefer. I'm assuming the bobbers are wearing a fresh coat of paint as they look brand new.

Editor's Notes

I want to thank Chris, John, and Terry for their photos of events. Now I can use some articles to go with some of these photos. I hope to have an article on the nuclear waste train that will be coming through our area, or already has, after I find the permission to use the photos that were sent to me.

If you have any train items, you want to sell let me know so I can post in the Railhead. I would like a photo of the items and an asking price.

Ron is taking orders for any Micro-Trains items you may need. Ron is giving a 20% discount to members.

Roy is going out of business and closing his store. Roy is giving a 30% discount on all items in the store till they are gone.

The club will be going to the Dinosaur Resource Center next month and I found the jar of dinosaurs. We will need to take lots of photos at this event, hopefully one will go in the new club flyer.

Lighter Rail

By Kristin Phillips

Midland Railroad Travels Up Ute Pass—A Look at Yesteryear



Tourists arriving in Green Mountain Falls on the Colorado Midland Railway (c. 1890)

Courtesy of Ute Pass Historical Society

2000 tourists visited Green Mountain Falls on July 4, 1890!

The Midland Railroad promoted tourist trips to the mountain communities of Cascade, Chipeta Park, Green Mountain Falls and Crystola with the hotels in the area sending wagons to pick up their luggage. The mountain air, pine forests and abundance of nature led visitors to a mountain getaway where tourists could hike, participate in baseball games, and hold boat races in the lake at Green Mountain Falls. As the Midland pushed westward from Colorado City developers pushed westward up Ute Pass to build summer playgrounds.

The first settlers of Cascade were mainly ranchers and a few health seekers. Three sisters from New York homesteaded most of Cascade Canyon, and the eldest, Eliza Marriott Hewlett built the Eastholme Hotel in 1885.

It is interesting to note that although I could find no link that Eliza was a part of the Marriott Hotel chain family, nor how she came to Colorado, her father, William Marriott (1857–1943), was an engineer, locomotive superintendent, and traffic manager of the Midland & Great Northern Joint Railway (M&GN) in South Lincolnshire and North Norfolk, England. Often called the “Father of the M&GN,” William Marriott played a crucial role in building and running the railway for 40 years. It acquired notoriety as “Marriott’s Tramway.”

The formation of Cascade, CO was driven by D. N. Heizer who was the mayor of Colorado Springs and an agent for the Santa Fe Railroad. The Cascade Town Company opened the Cascade Canyon House in 1887. The Ramona Hotel opened two years later in 1889 and became the town’s main attraction. The hotel was named after Helen Hunt Jackson who wrote *Ramona*. She was an American poet and writer who championed improved treatment of Native Americans by the United States government.

Chipita Park, then known as Ute Park, was homesteaded by Joe Sales and early ranchers William Wellington and Nathen Culver. The Ute Park Land and Water company, formed in 1890, and built the Ute Hotel. The small and elegant hotel overlooked a man-made lake. In 1927 Frank Marcroft became head of the land company and changed the name of the town to Chipita Park. He built a lodge and a nine-hole golf course.

Green Mountain Falls was first ranchland. An English real-estate agent from Colorado Springs, W. J. Foster, purchased the land in 1887 and created a town company and built a four-acre lake in 1888. The Green Mountain Falls Hotel opened in 1889 overlooking the lake. The Midland Railroad brought thousands of visitors for band concerts, balloon ascensions, and Saturday night dances.

The few residents of Crystola led routine lives until Henry Clay Childs, the Speaker of the Illinois House of Representatives, believed there was gold on his land. The spiritualist, who consulted a crystal ball and held seances in his home, was swayed by a visiting medium to form a mining and milling company in 1899 and issue stock. The medium convinced him an “accommodating wizard” would find the gold. Although a large mill was built, Childs died in 1909 without ever finding gold.

Article adapted from WELLSPRINGS, stories by Jeanne Davant, The Gazette, June 5, 2001.

TECO Auction

TECO has some left-over donation items taking up some much-needed space in my garage. To avoid taxes on a non-TECO Show sale, these items are being offered for auction. Minimum bid \$ is listed with the item. Please contact me if you would like to make an offer. They will also be available at the PPD meeting on June 14.

Baroque Bldg. - \$25

7-Eleven - \$10

Chinese Restaurant - \$4




Double Passing Bridge - \$3

HO Bridge - \$5



Hawthorne Village Engine House - \$50

N Scale Double Passing Bridge - \$20




Passenger & Freight Station - \$5

Card & Doodad Holders - \$4/each



Station - \$5 Station - \$5



Station w/people - \$10



Station Stop - \$5 (back side)

Station Stop (front side)




D&RGW Oil Can - \$25

Various Style & Sized Street Light Sets of 6 - \$3

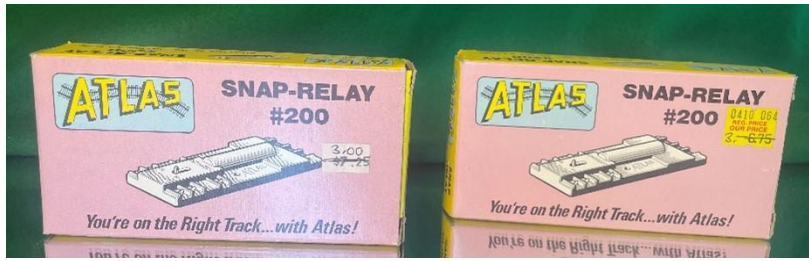


DCC Programming Booster - \$25

AZATRAX Power Supply - \$10

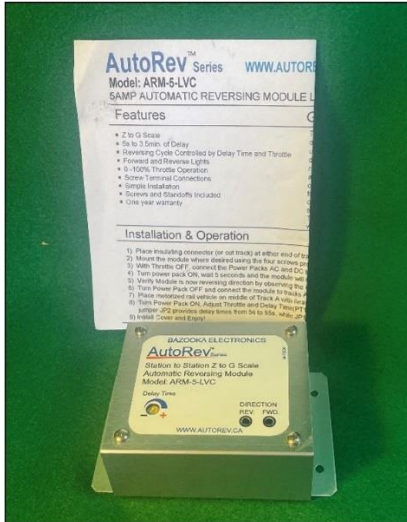


Snap Relays - \$3/each



5 amp Auto Reversing Module - \$15

Haworth Garage - \$15



HO Roco Trolley 43525 - \$75



HO Model Railroad Liquidation Sale

June 21 and June 22

8am-2pm

Also, Available Anytime By Appointment

719 250-1741

719 406-2521

vinnylucy1212@gmail.com

lisarunyan@yahoo.com

1172 Supple Circle Pueblo, CO 81006

Tons of Rolling Stock, Tools, Scenery, Electronics...And More!





*Do you
like trains
and enjoy
history?*

THEN WE ARE LOOKING FOR YOU!!!

We are recruiting volunteers to help us build a Railroad Heritage Center in Calhan, CO honoring those who operated the Chicago, Rock Island & Pacific Railroad in El Paso and Elbert Counties from 1887-1968.

GET INVOLVED • HAVE FUN • LEARN HISTORY • MEET NEW PEOPLE!

Volunteers wanted regardless of age or skillset. Painters, Electricians, Plumbers, Woodworkers, Writers, Photographers, Researchers etc.
Anyone & Everyone is welcome!

IF INTERESTED, PLEASE CALL 303.961.5929 OR EMAIL denverzephyr64@yahoo.com

Artwork By Thomas B. Jordan



We Sell-Buy-Trade Model Trains all Scales
Be buy collections large & small

New Address, New Expanded Store

Chapel Hills Mall

1710 Briargate Blvd Suite #500

Colorado Springs, CO 80920

2nd Floor - Follow the Signs

Hours of Operation

Tue-Fri 1-6pm Sat 1-5pm Sun 1-4pm

[Visit Roy's Model Trains website](http://roysmodeltrains.com/)

<http://roysmodeltrains.com/>

[Email: aviationhistory@comcast.net](mailto:aviationhistory@comcast.net)

Phone: 719-728-0503 Leave a Message

COME VISIT US SOON!!

Watch for monthly Swap Meets

